

BREL ENTERPRISES

www.brel-ent.com

ANYTHING MATERIAL HANDLING AND MORE



CUSTOM MADE CARTS TO FIT YOUR NEEDS

FIXED ALUMINUM HAND TRUCKS

Build a Custom Hand Truck

Please place the trucks in this order:
Frame, Handle, Nose Plate, Wheels, Stair
Glides, Nose Extension, Frame Extension,
Accessory Bag

Example: F1-SLV-EA 1- SW1- S1-E2

- 500 pound capacity
- Stress-resistant frames with maximum shock absorption and durability
- Ergonomic design reduces operator strain



F1-VLP-CA1-FN2-S1-N1



F1-DGV-EA1-FN2-B1

FRAMES

MODEL	DESCRIPTION		MODEL	DESCRIPTION	
F1	STANDARD FIXED FRAME A stress resistant, straight frame for general use offers maximum shock absorption and durability.		F4	CURVED FIXED FRAME A curved frame to transport cylinders, bottled water and kegs with solid molded, curved crossbars for superior strength and safety. Cylinders nest into the frame.	
F2	STANDARD FIXED FRAME WITH ALUMINUM CENTER STRAP A stress resistant, straight frame with mounted vertical strap offers easy transport of smaller items.		F5	CURVED FIXED FRAME WITH STRAIGHT TOP CROSSBAR A curved fixed frame with a straight top cross-bar for transporting cases on top of cylinders.	
F3	STANDARD FIXED FRAME WITH SOLID ALUMINUM DECK This frame allows transport of smaller and odd-shaped items.				

HANDLES

MODEL	DESCRIPTION		MODEL	DESCRIPTION	
DGV	DUAL GRIP VINYL The dual grip handle comes with an E4 (44") channel extension. The total hand truck height with this handle is 48".		VLP	VERTICAL LOOP PLAIN The vertical loop handle provides easy maneuverability. The total hand truck height with this handle is 53".	
SLP	SINGLE LOOP PLAIN The single loop handle is made of smooth aluminum for easy handling. The total hand truck height with this handle is 50".		VLC	VERTICAL LOOP FOR CURVED FRAME The vertical loop handle for the curved frame provides easy maneuverability. The total hand truck height with this handle is 53".	
SLV	SINGLE LOOP WITH VINYL SLEEVE The loop handle with vinyl sleeve provides an easy to grip cushioned handle. This total hand truck height with this handle is 50".		DL1	55" DUAL LOOP HANDLE The dual loop handle provides extra support for taller loads. The dual loop also provides added safety.	
PLT	PIN HANDLE WITH TOP GRIP The easy to use handle has a welded pin grip at the top. The total hand truck height with this handle is 52".		DL2	60" DUAL LOOP HANDLES The dual loop handle provides extra support for taller loads. The dual loop also provides added safety.	
PLC	PIN HANDLE IN CENTER GRIP The loop handle with cross brace and welded pin grip provides easy one-handed toting. The total hand truck height with this handle is 55".				

NOSE PLATES

MODEL	DESCRIPTION		MODEL	DESCRIPTION	
CA0	CAST ALUMINUM Cast aluminum nose plate is 13" wide x 7.5" deep, with a recessed heel. This plate is for the SlimLine Truck™ only.		EA2	EXTRUDED ALUMINUM Industrial strength nose plate is 18" wide x 7.5" deep. This plate mounts behind the frame and has cut outs for wheels.	
CA1	CAST ALUMINUM Cast aluminum nose plate is 14" wide x 7.5" deep, with a recessed heel.		EA3	EXTRUDED ALUMINUM Industrial strength nose plate is 14" wide x 7.5" deep. This plate mounts on the front of the truck frame.	
CA2	CAST ALUMINUM Cast aluminum nose plate is 18" wide x 7.5" deep, with a recessed heel.		EA4	EXTRUDED ALUMINUM Industrial strength nose plate is 14" wide x 7.5" deep. This plate mounts behind the frame and has cut outs for wheels.	
EA1	EXTRUDED ALUMINUM Industrial strength nose plate is 18" wide x 9" deep. This plate mounts on the front of the truck frame.		EA5	EXTRUDED ALUMINUM Industrial strength nose plate is 16" wide x 12" deep. This plate mounts on the front of the truck frame.	

WHEELS

MODEL	DESCRIPTION	MODEL	DESCRIPTION
FN2	FULL PNEUMATIC 4-PLY 10" A great general-purpose wheel with a 4 ply, 2-piece hub, zerk fitting, and ball bearings. Capacity is 350 lbs. per wheel.* Weighs 4.50 lbs.	SN1	SEMI-PNEUMATIC 10" Easy rolling, maintenance-free tire with ball bearings provide shock absorption and long life. Capacity is 500 lbs. per wheel.* Weighs 4.90lbs.
SW1	SIGNATURE WHEEL 8" A lightweight, strong offset nylon core with high strength, non-marking elastomeric rubber tread. The round tread provides easy rolling. This wheel comes with sealed ball bearings. Capacity is 600 lbs. per wheel. * Weighs 2.30 lbs.	SN2	SEMI-PNEUMATIC 8" Easy rolling, maintenance-free tire with ball bearings provides shock absorption and long life. Capacity is 440 lbs. per wheel.* Weighs 3.5lbs.
SW2	SIGNATURE WHEEL 10" Wheel is the same as the SW1 but has a capacity of 800 lbs.* per wheel and weighs 3 lbs.	SF1	SOLID FOAM MAINTENANCE FREE 10" The solid foam tire with sealed ball bearings performs like a pneumatic and never goes flat. Capacity is 300 lbs. per wheel.* Weighs 4.3 lbs.

*Wheel capacity ratings do not reflect hand truck ratings. Maximum hauling weight for hand truck frame and nose plate is 500 lbs.

STAIR GLIDES

MODEL	DESCRIPTION
S1	STANDARD STAIR GLIDES The cast aluminum stair glides have low-friction acetal skid bars. They are great for easy moving on stairs and over curbs. Stair glides fit trucks with 8" or 10" wheels.

NOSE EXTENSIONS

MODEL	DESCRIPTION	MODEL	DESCRIPTION
N1	20" CHANNEL NOSE EXTENSION The folding nose extruded aluminum channel extension is 20" in length and has a 300 lb. capacity. Only available with CA1, CA2, EA2 and EA4 nose plates.	N2	30" CHANNEL NOSE EXTENSION The folding nose extruded aluminum channel extension is 30" in length and has a 300 lb. capacity. Only available with CA1, CA2, EA2 and EA4 nose plates.

FRAME EXTENSIONS

MODEL	DESCRIPTION	MODEL	DESCRIPTION
E1	52" FRAME EXTENSION Frame extension accommodates taller loads. Total hand truck height will be 52".	E4	44" FRAME EXTENSION This frame extension comes standard on the dual grip vinyl (DGV) handle.
E2	55" FRAME EXTENSION Frame extension accommodates taller loads. Total hand truck height will be 55".	E5	44" DUAL FRAME EXTENSION Frame extension has a larger channel design to glove with other extensions, allowing two extensions on one truck.
E3	60" FRAME EXTENSION Frame extension accommodates taller loads. Total hand truck height will be 60".	E6	65" DUAL FRAME EXTENSION Frame extension with 53" inner strengthening loop.

PRICES

MODEL	COST	MODEL	COST	MODEL	COST	MODEL	COST	MODEL	COST
F1	\$77.00	PLT	\$77.00	CA0	\$33.60	FN2	\$41.91	N1	\$56.95
F2	\$110.00	PLC	\$41.90	CA1	\$58.98	SW1	\$32.15	N2	\$64.15
F3	\$143.00	VLP	\$39.70	CA2	\$71.20	SW2	\$39.15	E1	\$22.66
F4	\$103.50	VLC	\$39.75	EA1	\$95.15	SN1	\$30.20	E2	\$24.97
F5	\$108.50	DL1	\$49.72	EA2	\$92.75	SN2	\$29.15	E3	\$37.51
DGV	\$61.60	DL2	\$54.95	EA3	\$78.75	SF1	\$41.25	E4	\$17.75
SLP	\$26.50	BG2	\$6.32	EA4	\$78.25	MT-BAR	\$62.25	E5	\$14.75
SLV	\$40.80	CLA	\$49.60	EA5	\$94.55	S1	\$44.00	E6	\$62.59

CONVERTIBLE ALUMINUM HAND TRUCKS

Build a Custom Hand Truck

Please place the trucks in this order:
 Frame, Handle, Nose Plate, Wheels, Stair Glides (available on large convertibles only), Nose Extension, Brake, Logo Strips.
Example: HC1-CA2-SF1-S1-N2-B3(2)

- 500 pound capacity as a hand truck
- 1,000 pound capacity as a platform truck
- 2-in-1 hand truck easily converts from a hand truck to a platform truck
- Easy release mechanism operates smoothly and quickly
- Strong, light-weight frames
- Extremely durable and long lasting



HC1-EA1-FN2-B3(2)

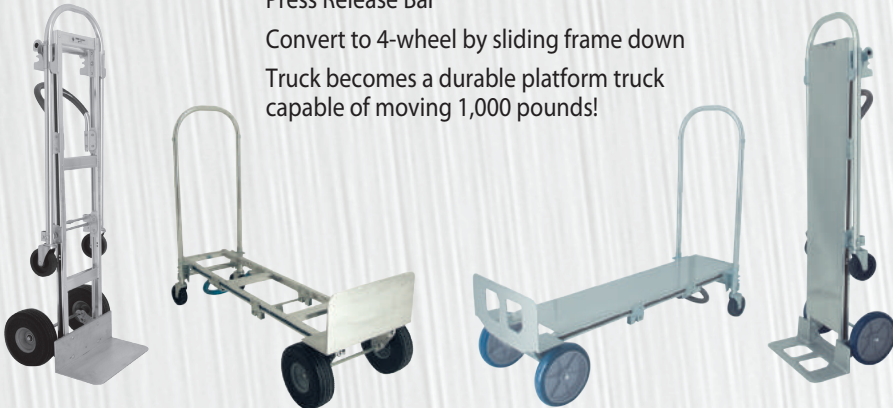
HC4-CA2-SW2-B3(2)

FRAMES

MODEL	DESCRIPTION	MODEL	DESCRIPTION
HC1	LARGE CONVERTIBLE STANDARD FRAME Frame consists of strong, lightweight aluminum construction. The total hand truck height is 61", platform handle height is 45.5", platform bed length is 51", platform bed height from floor is 10.5", and the overall length converted is 55.75", frame width is 12".	HC4	SMALL CONVERTIBLE STANDARD FRAME Frame consists of strong, lightweight aluminum construction. The total hand truck height is 51", platform handle height is 40", platform bed length is 38", platform bed height from floor is 10.5", and the overall length converted is 47.5", frame width is 12".
HC2	LARGE CONVERTIBLE FRAME WITH ALUMINUM CENTER STRAP Stress resistant, straight lattice back frame with mounted vertical strap provides easy transport of smaller items. The dimensions are the same as the HC1.	HC5	SMALL CONVERTIBLE FRAME WITH ALUMINUM CENTER STRAP Stress resistant, straight lattice back frame with mounted vertical strap provides easy transport of smaller items. The dimensions are the same as the HC4.
HC3	LARGE CONVERTIBLE FRAME WITH SOLID ALUMINUM DECK Heavy gauge aluminum sheet is permanently affixed to the truck to allow transport of smaller and odd shaped items. The dimensions are the same as the HC1.	HC6	SMALL CONVERTIBLE FRAME WITH SOLID ALUMINUM DECK Heavy gauge aluminum sheet is permanently affixed to the truck to allow transport of smaller and odd shaped items. The dimensions are the same as the HC4.

EASILY CONVERTS TO A PLATFORM TRUCK IN TWO STEPS

MODEL	COST
HC1	from \$209.00
HC2	from \$231.00
HC3	\$286.00
HC4	\$206.80
HC5	\$228.80
HC6	\$278.00



Press Release Bar
 Convert to 4-wheel by sliding frame down
 Truck becomes a durable platform truck capable of moving 1,000 pounds!



1866

Specifications

Capacity	1600 lbs
Weight	109.2 lbs
Size	66-3/8"H x 24-1/8"W x 16-1/4"L

1878

Specifications

Capacity	1600 lbs
Weight	116.2 lbs
Size	78-1/4"H x 24-1/8"W x 16-1/4"L

Options

1878-SB (Side Brake)
Safety Wheel Lock



1872

Specifications

Capacity	1600 lbs
Weight	112.2 lbs
Size	72-1/8"H x 24-1/8"W x 16-1/4"L

Options

Safety Wheel Lock



1888

Specifications

Capacity	1600 lbs
Weight	112.6 lbs
Size	72"H x 24-1/8"W x 16-1/2"L

Special Features

Overhead strap and arm
Safety Wheel Lock



1888-78

The minimum load height 68-1/2".

Specifications

Capacity	1600 lbs
Weight	15.8 lbs
Size	78-1/4"H x 24-1/8"W x 16-1/4"L

Special Features

Overhead strap and arm
Safety Wheel Lock



The Brawny Brute comes with a unique concept of attaching the ratchet arm to the load. The arm grabs firmly at the top front of the load and pulls in and down. The minimum load height 62-1/2".

An optional lower belly strap is available on all 1888 models.

Tilt Back Angle

Tilt-back angle of truck is 60°

Part # W-M52

5" X 2" X 5/8"

Mold-on Rubber Wheel



Toe Plate Size

4-1/2" clear x 24" wide x 1/4" thick

Part # W-M10

10" X 2-1/2" X 1"

Mold-on Rubber Wheel






NON-TELESCOPIC
HYDRAULIC STACKER
B-SERIES
- 1500/2000 LBS -



TELESCOPIC
HYDRAULIC STACKER
F-SERIES
- 1500/2000 LBS -



MANUAL WINCH STACKER
MW-SERIES
- 500/750 LBS -



MANUAL STACKER
ECO SERIES
- 2200/3300 LBS -



HYDRAULIC STACKER
ECO SERIES
- 2200 LBS -

B-SERIES: Capacity (lbs): 1500 / 2000, Lift Heights (inch): 50 / 60 / 70 / 80

Options: Fixed Fork/Fork-Over, 5th Wheel, AC Power, Hand Remote, Snap-On Platform, Modified Fork Lengths

F-SERIES: Capacity (lbs): 1500 / 2000, Lift Heights (inch): 96 / 120 / 132 / 144

Options: AC Power, Hand Remote, Snap-On Platform, Modified Fork Lengths, Fixed Straddle Legs

MW SERIES (MW500): Capacity (lbs): 500, Lift Heights (inch): 54, Fixed Platform (inch): 20 x 20

MW SERIES (MW750): Capacity (lbs): 750, Lift Heights (inch): 60, Forks (inch): 42" Adjustable
Options: Snap-On Platform

ECO SERIES (MANUAL): Capacity (lbs): 2200 (*3300 lbs capacity available in fork-over

or fixed platform models with 63" lift height), Lift Heights (inch): 63 / 98 / 118

Options: Straddle or Fork-Over design, 30" x 32" Fixed Platform

ECO SERIES (HYDRAULIC): Capacity (lbs): 2200, Lift Heights (inch): 63 / 98 / 118

Options: Straddle or Fork-Over design

BROAD STACKER APPLICATIONS:

General Warehousing (B-Series/F-Series Mobile Hydraulic Stackers)

(No Loading Docks, Handling Skids or Pallets, Bales, Baskets, Die & Mold Handling)



ULTIMATE PALLET TRUCK
MLX55
- 5500 LBS -



PREMIUM PALLET TRUCK
ECO I-55
- 5500 LBS -



CORROSION RESISTANT PALLET TRUCK
ECO I-44G • I-44SS
- 4400 LBS -



WEIGH SCALE PALLET TRUCK
ECO I-44WL
- 4400 LBS -

MLX55: Capacity (lbs): 5500 / 4400, Fork Widths (inch): 20.5 / 27, Fork Lengths (inch): 35 / 48 / 59 / 71

ECO I-55: Capacity (lbs): 7700 / 6000 / 5500 / 4400, Fork Widths (inch): 18 / 20.5 / 27 / 33 / 40, Fork Lengths (inch): 32 / 35 / 42 / 48 / 59 / 71 / 98 / 118

Options: Nylon or Steel Wheels, Tandem Rollers, Load Backrest, Quick Lift Pump, Auto Brake, Drive-Assist, 4-Way Fork Dimensions, Low/Super Low Profile Forks, Weigh Scale, Roll Handling Forks, Corrosion Resistant Galvanized, and Stainless Steel Body, Rough Terrain

ECO I-44WL: Capacity (lbs): 4400, Fork Widths (inch): 20.5 / 27, Fork Lengths (inch): 48

Features: Easy-To-Use, Clickable Display Buttons, High Contrast LCD Display, Zero Correction, Gross Net Weighing/Total Weight Functions, Auto Shut-Off after 3 minutes, 1kg/2.2lb Increments, High-Quality Powder Coat Finish, Tare Function, 70 Hrs Use, Tolerance: +1-4.4lbs, Rechargeable AA Batteries (4 x 1.5V)

CORROSION RESISTANT (ECO I-44G / ECO I-44SS): Capacity (lbs): 4400, Fork Widths (inch): 20.5 / 27, Fork Lengths (inch): 48

Features: 304 Stainless Steel Construction, 100% Galvanized/Stainless Steel Pump, Handle, Frame and Components, Standard Nylon Wheels and Rollers

BROAD PALLET TRUCK APPLICATIONS:

1. Freezer / Cold Storage Environment with temperatures down to -10 degree F (ECO I-44G / ECO I-44SS)
2. Pharmaceutical / Chemical Exposure, Clean Room / Cold Room Environment - units requiring regular wash down (ECO I-44G / ECO I-44SS)
3. Highly Corrosive Chemical Applications / Manufacturing (ECO I-44G / ECO I-44SS)
4. Food Processing & Distribution / Fisheries / Wet Conditions (ECO I-44G / ECO I-44SS)
5. Beverage Bottling & Distribution (MLX55 / ECO I-55 / IBT55 Standard Pallet Trucks)
6. Construction / Gravel Pits / Nurseries / Soft/Uneven Surfaces / Straddling Pallets (ECO Straddle Pallet Truck)
7. Grocery / Retail (MLX55 / ECO I-55 / IBT55 Standard Pallet Trucks / ECO Low-Profile & MINEY 4-Way / ECO Backrest Models)
8. General Warehousing (MLX55 / ECO I-55 / IBT55 Standard Pallet Trucks)
9. Manufacturing / Abusive Heavy Duty Applications / Paper & Printing / Trucking (ECO I-66 / ECO I-77 Heavy Duty Models)

4" WINCH STRAP

ITEM #	LENGTH	CHAIN & HOOK	BREAKING STRENGTH	W.L.L.	CALIFORNIA RATING
649220	25'	3/8"	20,000 lb./9,090 kg.	6,000 lb./3,000 kg.	12,000 lb.
649222	30'		20,000 lb./9,090 kg.	6,000 lb./3,000 kg.	12,000 lb.



RATCHET LOAD BINDER

Item #		W.L.L.
604161	Ratchet load binder 5/16 - 3/8	5400 lb.
604162	Ratchet load binder 3/8 - 1/2	9200 lb.
604163	Ratchet load binder 1/2 - 5/8	13,000 lb.

No handle locking required. Short reach hooks provide optimum take up.
Drop forged construction.



CARGO STAYS

ITEM #	DESCRIPTION
649427	High strength heat treated aluminum bar 1-1/2" dia. Adjusts from 89.75 to 104.5" Moulded rubber feet for firm grip, even in low temperatures - prevent scuffing.
649423	All aluminum Cargo Stay
649429	All steel Cargo Stay
649431	All steel Cargo Stay - Extra long 99 to 114"

ALUMINUM / ALL STEEL / ALL STEEL EXTRA LONG



2" RATCHET ASSEMBLY WITH LONG WIDE HANDLE



COMPLETE RATCHET ASSEMBLY 2" X 27'

AS SHOWN

WIRE HOOK



FLAT HOOK



DELTA RING



SNAP HOOK



CHAIN END



649075 - With Wire Hooks
649077 - With Flat Hooks
649079 - With Chain End

COMPLETE ITEM #	STRAP ONLY ITEM #	RATCHET W/TAILO ITEM #	LENGTH	HOOK	BREAKING STRENGTH	W.L.L.
	649023	649025	20'	1/2" Wire	10,000 lb./ 4,545 kg.	3,300 lb./ 1,515 kg.
649820	649026	649025	25'	1/2" Wire	10,000 lb./ 4,545 kg.	3,300 lb./ 1,515 kg.
649028	649027	649025	30'	1/2" Wire	10,000 lb./ 4,545 kg.	3,300 lb./ 1,515 kg.
649070		649850	20'	3/8" Wire	5,000 lb./ 2,272 kg.	1,666 lb./ 757 kg.
649828	649787	649850	25'	3/8" Wire	5,000 lb./ 2,272 kg.	1,666 lb./ 757 kg.
649072	649789	649850	30'	3/8" Wire	5,000 lb./ 2,272 kg.	1,666 lb./ 757 kg.
	649039	649035	20'	Flat	10,000 lb./ 4,545 kg.	3,300 lb./ 1,515 kg.
649821	649036	649035	25'	Flat	10,000 lb./ 4,545 kg.	3,300 lb./ 1,515 kg.
649822	649037	649035	30'	Flat	10,000 lb./ 4,545 kg.	3,300 lb./ 1,515 kg.
		649055	20'	Delta Ring	10,000 lb./ 4,545 kg.	3,300 lb./ 1,515 kg.
	649056	649055	25'	Delta Ring	10,000 lb./ 4,545 kg.	3,300 lb./ 1,515 kg.
	649057	649055	30'	Delta Ring	10,000 lb./ 4,545 kg.	3,300 lb./ 1,515 kg.
	649062	649060	20'	Snap	10,000 lb./ 4,545 kg.	3,300 lb./ 1,515 kg.
	649066	649060	25'	Snap	10,000 lb./ 4,545 kg.	3,300 lb./ 1,515 kg.
649825	649061	649060	30'	Snap	10,000 lb./ 4,545 kg.	3,300 lb./ 1,515 kg.
649823	649046	649045	25'	Chain End	10,000 lb./ 4,545 kg.	3,300 lb./ 1,515 kg.
649824	649047	649045	30'	Chain End	10,000 lb./ 4,545 kg.	3,300 lb./ 1,515 kg.

CHAIN ASSEMBLIES GRADE 70

ITEM #	SIZE	LENGTH	HOOKS	W.L.L.
601088	5/16"	16'	2 Grab Hooks	4,700 lb.
601089	5/16"	20'	2 Grab Hooks	4,700 lb.
601090	5/16"	25'	2 Grab Hooks	4,700 lb.
601105	3/8"	16'	2 Grab Hooks	6,600 lb.
601114	3/8"	20'	2 Grab Hooks	6,600 lb.
601113	3/8"	25'	2 Grab Hooks	6,600 lb.

OTHER SIZES AND HOOKS AVAILABLE



**ANY FLAT BED & INTERIOR VAN
TIE DOWN ACCESSORIES**

TRYGG FAST TRAC

7mm CHAIN FOR SNOW REMOVAL & ROAD WORK

TIRE CHAIN
SOLD / SET


EXTRA STRONG



ITEM #	TIRE SIZE			CHAIN SIZE
507161	16.9-38	18.4x30	18.4x34	7 mm
	480/70-30	480/70-34	480/70-38	
	480/80-30	480/80-38	520/70-30	
	520/70-34	540/65-30	540/65-34	
	540/65-38	540/70-30	540/70-34	
507162	14.9 x 28	14.9x30	15.5x38	7 mm
	18.4x26	380/85/2	380/85-30	
	385/95-25	420/70-30	420/70-34	
	420/85-28	420/85-30	420/85-34	
	440/80-26	440/80-30	420/80-34	
	480/65-28	480/70-28	420/70R24	
	16.9 x 24	17.5 x 24		
507163	14.9x20	14.9x24	340/85-28	7 mm
	360/70-24	360/70-28	360/80-24	
	365/80-20	365/85-20	375/75-20	
	380/70-20	380/70-24	380/70-28	
	380/85-24	395/80-20	400/80-24	
	405/70-18	405/70-20	405/70-24	
	420/65-20	44 x 80 x 20		
507164	11.2x28	12.4x24	12.4x28	7mm
	13.6x24	13.6x28	280/85-28	
	300/70-24	320/70-24	320/70-28	
	320/85-24	320/85-28	340/80-24	
	340/85-24	15 x 19.5		

SUPERB TRACTION

SMT



TRACTOR TIRE CHAIN - SMT STUDDED

ALL PURPOSE, ALL TERRAIN, STUDDED CHAIN, FOR ALL TIRE SIZES,
FOR ICE, ROCK, MUD OR DEEP SNOW

ITEM #	TIRE SIZE	CHAIN SIZE
507200	11.2 X 24	5/16"
507201	11.2 x 28	5/16"
507202	12.4 X 24	3/8"
507203	12.4 X 28	3/8"
507204	13.6 X 24	3/8"
507205	13.6 X 28	3/8"
507206	14.9 X 24	3/8"
507208	16.9 x 24	3/8
	14.9 X 28	
	420/70R24	
507209	16.9 X 28	3/8"
507210	16.9 X 30	3/8"
507211	18.4 X 30	3/8"
507212	18.4 X 34	3/8"
507213	18.4 x 38	3/8"
507215	20.8 X 38	3/8"

OTHER SIZES AVAILABLE ON REQUEST

Custom Machine Shop and Metal Fabrication Service -
Laser Cutting, CNC Machining

INQUIRE FOR ANY PROJECTS


TIRE CHAIN PARTS & ACCESSORIES

ITEM	SIZE	DESCRIPTION	PRICE / FT.
500039	5/32" /4mm	Zinc Cross Chain	
500055	7/32"	Zinc Cross Chain	
500053	7/32"	Case Hardened Cross Chain	
500061	1/4"	Case Hardened Cross Chain	
500081	5/16"	Case Hardened Cross Chain	
500096	3/8" /9.5mm	Case Hardened Cross Chain	
500110	7/16"	Case Hardened Cross Chain	
500130	1/2"	Case Hardened Cross Chain	
500205	5.5mm	Case Hardened Cross Chain Studded	
500208	5/16"	Case Hardened Cross Chain Studded	
500210	3/8"	Case Hardened Cross Chain Studded	
500211	7/16"	Case Hardened Cross Chain Studded	
500213	1/2"	Case Hardened Cross Chain Studded	
500310	3/8"	Square Link Cross Chain	
500311	7/16"	Square Link Cross Chain	
500406	5.5 mm	Zinc V-bar cross chain	
500407	5/16"	Self colour V-bar cross chain	
501039	5/32 / 4mm	Zinc 30 mm link Side Chain	
501038	5/32 /4mm	Zinc Side Chain	
599999	3/16"	Zinc Side Chain	
501086	5/16"	Regular Side Chain	
501102	3/8"	Regular Side Chain	
501100	3/8"	Hardened Side Chain	
501125	7/16"	Regular Side Chain	
501130	1/2"	Regular Side Chain	
505135	Chain Pliers - handle 26" long - overall 33" long		
505134	Chain Pliers for Lawn & Garden - overall length 13"		
503210	10mm	Hardened Connect /S-Link for 5/16 Trygg cross chain	
503211	11mm	Hardened Connect /S-Link for 11/32 Trygg cross chain	
503212	12mm	Hardened Connect /S-Link for 3/8 Trygg cross chain	
503214	14mm	Hardened Connect /S-Link for 7/16 Trygg cross chain	
505039	4mm	Cross Chain Hook	
505055	7/32"	Cross Chain Hook	
505060	1/4"	Cross Chain Hook	
505061	7mm	Cross Chain Hook	
505080	5/16"	Cross Chain Hook	
505062	3/8"	Cross Chain Hook	
505110	7/16"	Cross Chain Hook	
505130	1/2"	Cross Chain Hook	
503704	3/16"	Repair Link	
503706	1/4"	Repair Link	
503708	5/16"	Repair Link	
503710	3/8"	Repair Link	
503713	1/2"	Repair Link	
503402	1/8"	Quick Link	
503404	3/16"	Quick Link	
503406	1/4"	Quick Link	
503408	5/16"	Quick Link	
503410	3/8"	Quick Link	
503411	1/2"	Quick Link	
503009	#555	1/4" Side Chain Lock	
503015	#889	5/16" Side Chain Lock	
503014	#1011	3/8" Side Chain Lock	
503007		Wire Lock	
503016	#675	NA Lock - 5/16"	
503018	#714	NA Lock - 3/8"	
503004	#543	Lawn and Garden Outside Chain Lock	
503005	#500	Lawn and Garden Inside Lock	
503019	6-7mm	Lawn and Garden Inside Lock	
503008	7-9mm	Lawn and Garden Inside Lock	

TRUCK TIRE CHAIN

TIRE CHAIN
SOLD / SET

SINGLE



		LIST PRICE		LIST PRICE		LIST PRICE	
TIRE SIZE	4-LINK	ITEM #	9/32	ITEM #	5/16	ITEM #	3/8"-9.5
10.00-20, 11-22.5		507950	\$	508328	\$ 00	508342	\$
10-R-20, 11-R-22.5						508341	
10.00-22, 11-24.5		507951	\$	508350	\$	508357	\$
10-R-22, 11-R-24.5						508354	
11.00-20, 12-22.5				508360	\$	508368	\$
11-R-20, 12-R-22.5							
12.00-20, 12-R-20				508382	\$	508370	\$
12-24.5, 11-R-22				508403	\$	508378	\$
11.00-22, 12-R-24.5							
445/50R 22.5				520294	\$		
11.00-22, 12-R-24.5, 445/50R 22.5 with Cams				520293	\$		
TIRE SIZE	2-LINK			ITEM #	5/16		
10 X 20				508332	\$		

ATV STYLE V-BAR




with Cam Tightener

TIRE SIZE	4-LINK	ITEM #	9/32 LIST	ITEM #	5/16 LIST
10x20, 11x22.5		508427	\$	508194	\$

Other Sizes Available with V-Bar Cross Chain

DUAL



TIRE SIZE	4-LINK	ITEM #	9/32 LIST	ITEM #	5/16 LIST	ITEM #	3/8"-9.5
10.00-20, 11-22.5							
10-R-20, 11-R-22.5				508329	\$	508330	\$
10.00-22, 11-24.5				508361	\$	508400	\$
10-R-22, 11-R-24.5						508352	\$
11.00-20, 12-22.5				508380	\$	508369	\$
11-R-20, 12-R-22.5				508424	\$		
12.00-20, 12-R-20							
12-24.5, 11-R-22							
11.00-22, 12-R-24.5					\$	508180	\$

TRIPLE



TIRE SIZE	4-LINK	ITEM #	5/16 LIST	ITEM #	3/8 LIST	ITEM #	9.5 LIST
10.00-20, 11-22.5							
10-R- 20, 11-R-22.5		508292	\$			508343	\$
10.00-22, 11-24.5		508326	\$			508358	\$
10-R- 22, 11-R-24.5						508355	\$
11.00-20, 12-22.5						508367	\$
11-R- 20, 12-R-22.5		508395	\$				
12.00-20, 12-R-20							
11.00-22, 12-R-24.5							
11-R-22. 12-R-24.5							\$

OTHER SIZES AVAILABLE

CABLE TRUCK CHAINS

ITEM #	TIRE SIZE	
508407	11RX22.5 / 10 x 2	\$
508422	11RX22.5 Triple	\$
508414	900X20	\$

CUSTOM TARPS

Custom Tarps - Specialty Tarps

In addition to our vast selection of stock tarpaulins, our specialty is custom products. With such a diverse customer base and over 60 years of experience, we can manufacture exactly what you are looking for. No request is beyond our capabilities.

Whether you need...

- Manufacturing to specification
- Complete design and fabrication
- A custom prototype for mass offshore manufacturing
- A one of custom cover, trailer cover, boat cover
- A replica of replacement cover
- A movie or TV studio prop

TRY US FOR ANY OF YOUR GLOVE NEEDS



ANY AND ALL YOUR CASTER NEEDS

